



Location: ACL1 - City Hall

Report on 24-hour TSP monitoring

Action Level ($\mu\text{g}/\text{m}^3$) - 163

Limit Level ($\mu\text{g}/\text{m}^3$) - 260

Date	Sampling Time	Weather Condition	Filter paper no.	Filter Weight, g		Elapse Time, hr		Sampling Time, hr	Flow Rate, m^3/min			Total Volume, m^3	TSP Level, $\mu\text{g}/\text{m}^3$
				Initial	Final	Initial	Final		Initial, Q_{si}	Final, Q_{sf}	Average		
4-Jul-15	8:00	Fine	012280	2.8230	2.8963	21522.56	21546.56	24.00	1.14	1.14	1.14	1636	44.8
10-Jul-15	8:00	Cloudy	012524	2.8429	2.9480	21549.56	21573.56	24.00	1.14	1.14	1.14	1637	64.2
16-Jul-15	8:00	Cloudy	012613	2.8150	2.9220	21576.55	21600.55	24.00	1.14	1.14	1.14	1637	65.3
22-Jul-15	8:00	Rainy	012581	2.8215	2.9047	21603.56	21627.56	24.00	1.27	1.27	1.27	1826	45.6
28-Jul-15	8:00	Fine	012736	2.8133	2.8599	21630.56	21654.56	24.00	1.14	1.15	1.14	1649	28.3

Report on 1-hour TSP monitoring

Action Level ($\mu\text{g}/\text{m}^3$) - 460

Limit Level ($\mu\text{g}/\text{m}^3$) - 500

Date	Sampling Time	Weather Condition	Filter paper no.	Filter Weight, g		Elapse Time, hr		Sampling Time, hr	Flow Rate, m^3/min			Total Volume, m^3	TSP Level, $\mu\text{g}/\text{m}^3$
				Initial	Final	Initial	Final		Initial, Q_{si}	Final, Q_{sf}	Average		
6-Jul-15	8:15	Fine	012533	2.8287	2.8350	21546.56	21547.56	1.00	1.14	1.14	1.14	68	92.3
6-Jul-15	9:17	Fine	012530	2.8575	2.8711	21547.56	21548.56	1.00	1.14	1.14	1.14	68	199.0
6-Jul-15	10:20	Fine	012527	2.8381	2.8558	21548.56	21549.56	1.00	1.14	1.14	1.14	68	259.0
11-Jul-15	8:40	Fine	012387	2.8050	2.8140	21573.56	21574.56	1.00	1.14	1.14	1.14	68	132.1
11-Jul-15	9:44	Fine	012619	2.8385	2.8457	21574.56	21575.56	1.00	1.14	1.14	1.14	68	105.7
11-Jul-15	10:47	Fine	012616	2.8150	2.8238	21575.56	21576.56	1.00	1.14	1.14	1.14	68	129.2
17-Jul-15	8:15	Cloudy	012508	2.8373	2.8407	21600.55	21601.55	1.00	1.14	1.14	1.14	68	49.8
17-Jul-15	9:17	Cloudy	012300	2.8149	2.8187	21601.55	21602.55	1.00	1.14	1.14	1.14	68	55.6
17-Jul-15	10:20	Cloudy	012303	2.8248	2.8297	21602.55	21603.55	1.00	1.14	1.14	1.14	68	71.7
23-Jul-15	8:15	Rainy	012578	2.8195	2.8237	21627.56	21628.56	1.00	1.27	1.27	1.27	76	55.2
23-Jul-15	9:18	Rainy	012575	2.8537	2.8553	21628.56	21629.56	1.00	1.27	1.27	1.27	76	21.0
23-Jul-15	10:25	Rainy	012706	2.8253	2.8328	21629.56	21630.56	1.00	1.27	1.27	1.27	76	98.7
29-Jul-15	9:20	Fine	012436	2.8046	2.8117	21654.56	21655.56	1.00	1.15	1.15	1.15	69	103.3
29-Jul-15	10:26	Fine	012433	2.8193	2.8220	21655.56	21656.56	1.00	1.15	1.15	1.15	69	39.3
29-Jul-15	13:00	Fine	012430	2.8030	2.8069	21656.56	21657.56	1.00	1.15	1.15	1.15	69	56.7



Location: ACL2a - Contractor HK/2012/08 Site office

Report on 24-hour TSP monitoring

Action Level ($\mu\text{g}/\text{m}^3$) - 187.3

Limit Level ($\mu\text{g}/\text{m}^3$) - 260

Date	Sampling Time	Weather Condition	Filter paper no.	Filter Weight, g		Elapse Time, hr		Sampling Time, hr	Flow Rate, m^3/min			Total Volume, m^3	TSP Level, $\mu\text{g}/\text{m}^3$
				Initial	Final	Initial	Final		Initial, Q_{si}	Final, Q_{sf}	Average		
4-Jul-15	8:00	Fine	012358	2.8345	2.8979	3863.68	3887.68	24.00	1.00	1.00	1.00	1436	44.1
10-Jul-15	8:00	Cloudy	012395	2.8287	2.9620	3890.69	3914.69	24.00	1.11	1.10	1.10	1589	83.9
16-Jul-15	8:00	Cloudy	012511	2.8247	2.9431	3917.69	3941.69	24.00	1.10	1.10	1.10	1589	74.5
22-Jul-15	8:00	Rainy	012690	2.8279	2.8410	3944.69	3968.69	24.00	1.00	1.00	1.00	1445	9.1
28-Jul-15	8:00	Fine	012726	2.8330	2.9130	3971.69	3995.69	24.00	1.11	1.11	1.11	1600	50.0

Report on 1-hour TSP monitoring

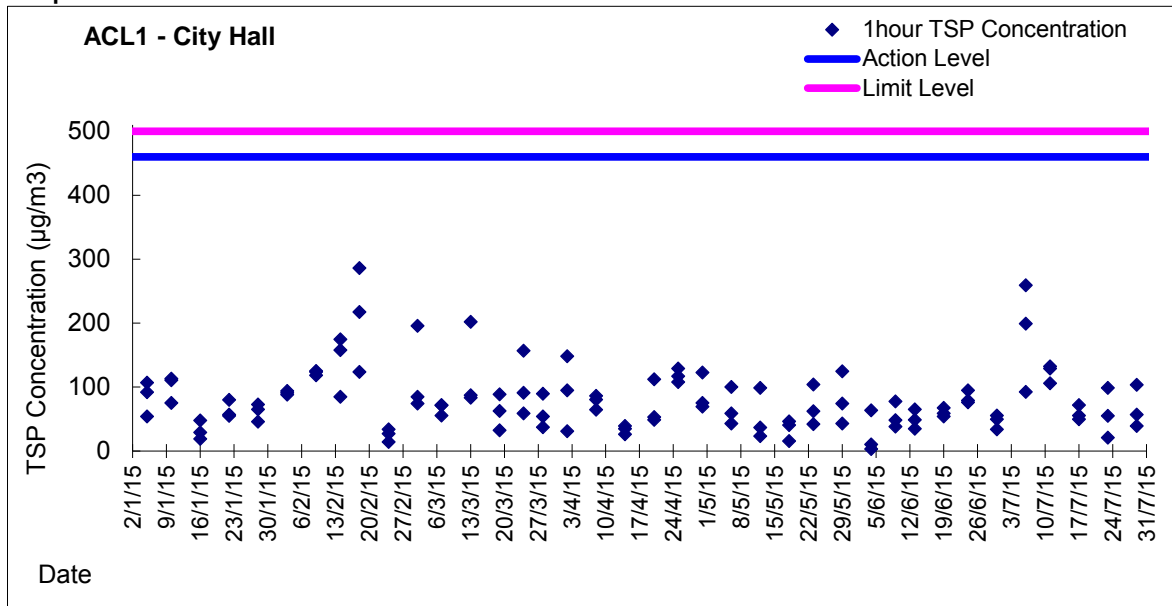
Action Level ($\mu\text{g}/\text{m}^3$) - 300.1

Limit Level ($\mu\text{g}/\text{m}^3$) - 500

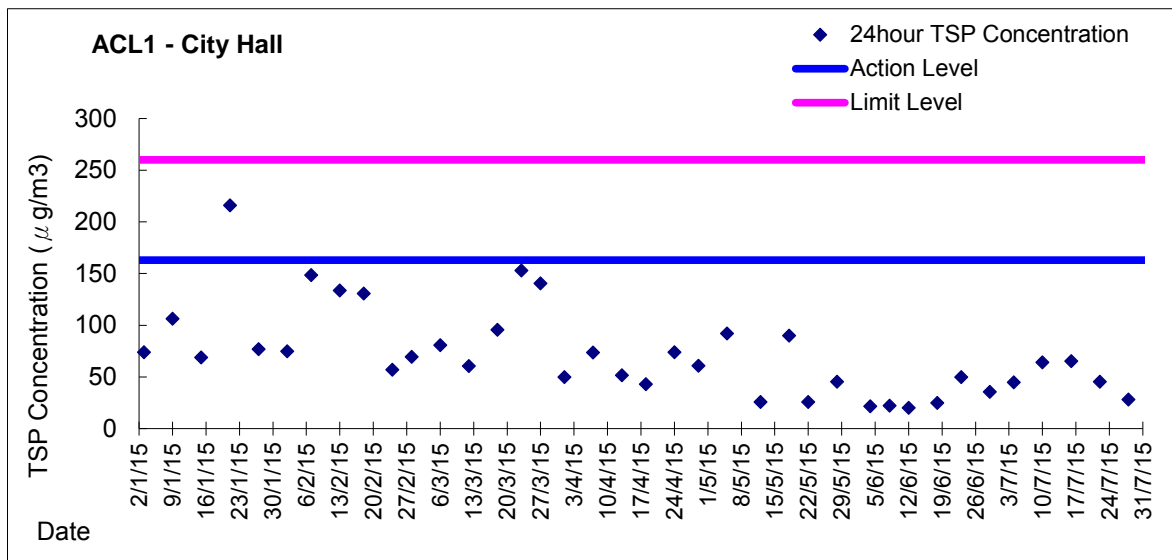
Date	Sampling Time	Weather Condition	Filter paper no.	Filter Weight, g		Elapse Time, hr		Sampling Time, hr	Flow Rate, m^3/min			Total Volume, m^3	TSP Level, $\mu\text{g}/\text{m}^3$
				Initial	Final	Initial	Final		Initial, Q_{si}	Final, Q_{sf}	Average		
6-Jul-15	13:10	Fine	012498	2.8648	2.8730	3887.69	3888.69	1.00	1.00	1.00	1.00	60	136.9
6-Jul-15	14:15	Fine	012401	2.8154	2.8255	3888.69	3889.69	1.00	1.00	1.00	1.00	60	168.6
6-Jul-15	15:18	Fine	012398	2.8345	2.8427	3889.69	3890.69	1.00	1.00	1.00	1.00	60	136.9
11-Jul-15	8:25	Fine	012491	2.8500	2.8583	3914.69	3915.69	1.00	1.10	1.10	1.10	66	125.5
11-Jul-15	9:42	Fine	012518	2.8348	2.8462	3915.69	3916.69	1.00	1.05	1.05	1.05	63	181.2
11-Jul-15	10:45	Fine	012514	2.8515	2.8625	3916.69	3917.69	1.00	1.05	1.05	1.05	63	174.8
17-Jul-15	13:00	Cloudy	012585	2.8269	2.8332	3941.69	3942.69	1.00	1.10	1.10	1.10	66	95.0
17-Jul-15	14:20	Cloudy	012587	2.8138	2.8191	3942.69	3943.69	1.00	1.00	1.00	1.00	60	88.5
17-Jul-15	15:43	Cloudy	012589	2.8366	2.8419	3943.69	3944.69	1.00	1.05	1.05	1.05	63	84.0
23-Jul-15	11:00	Rainy	012716	2.8389	2.8427	3968.69	3969.69	1.00	1.00	1.00	1.00	60	63.2
23-Jul-15	13:00	Rainy	012719	2.8248	2.8352	3969.69	3970.69	1.00	1.00	1.00	1.00	60	172.9
23-Jul-15	14:10	Rainy	012722	2.8378	2.8425	3970.69	3971.69	1.00	1.00	1.00	1.00	60	78.1
29-Jul-15	13:00	Fine	012428	2.8166	2.8234	3995.69	3996.69	1.00	1.06	1.06	1.06	63	107.1
29-Jul-15	14:03	Fine	012425	2.8095	2.8169	3996.69	3997.69	1.00	1.11	1.11	1.11	67	110.9
29-Jul-15	15:15	Fine	012827	2.8667	2.8701	3997.69	3998.69	1.00	1.06	1.06	1.06	63	53.5



Graphic Presentation of 1 hour TSP Result

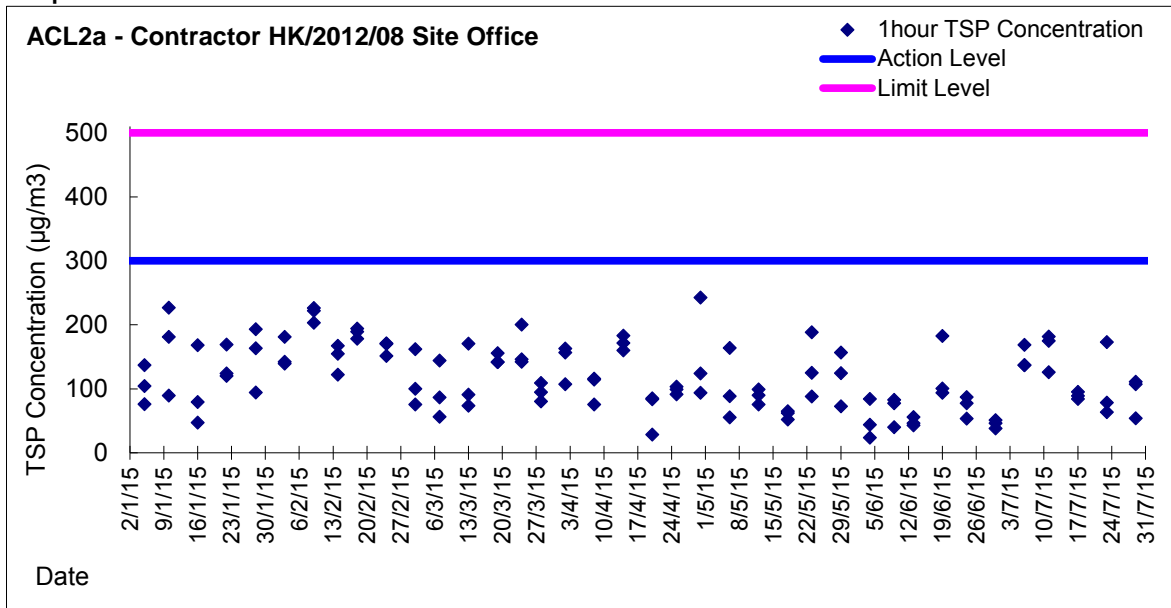


Graphic Presentation of 24 hour TSP Result





Graphic Presentation of 1 hour TSP Result



Graphic Presentation of 24 hour TSP Result

